



This Issue

- Workshop Schedule is in flux
- WQ Officer & Chairman Reports
- Call for Entries
- Neighborly Guild Calendar
- WQ Member Articles

Safer at Home Edition

welcome
April ♥



Quarterly Meeting???

Postponed

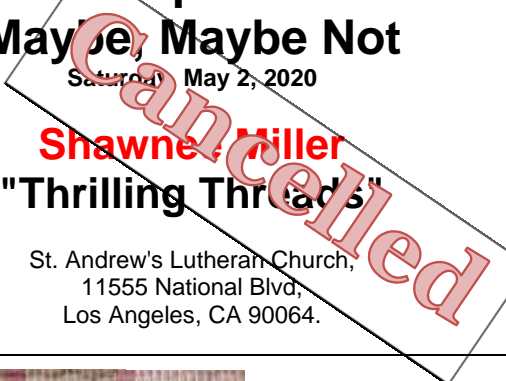
Maybe, Maybe Not

Saturday, May 2, 2020

Shawnee Miller

"Thrilling Threads"

St. Andrew's Lutheran Church,
11555 National Blvd.,
Los Angeles, CA 90064.



Up Coming Workshops & More



- Join the **WQ "Virtual Show and Tell"!!!** Our wonderful website manager, Sally Wright, will post pictures on Facebook of quilts that you would like to share with other member until we can all share our exciting projects in person. Send photos to Sally at: westsidequilters@yahoo.com or post them yourself as a visitor. Additionally, some members are sharing their Mystery Quilt progress on Facebook.
- **POSTPONED Sandy Corbin Saturday, April 4, 2020** "My Basket Collection".
- **CANCELLED** "Thread Play Sampler" workshop **Friday, May 1st** with **Shawnee Miller**
- Registration forms for classes can be downloaded from the Westside Quilters website.

HAPPY EASTER



PRESIDENT'S MESSAGE

In last month's newsletter I wrote about the gift of time away at a Quilt Retreat.

Oh, that seem so long ago now!
I still believe it is a wonderful idea, and I hope all of you will have that experience.

Now we are sheltering in place, social distancing and I hope sewing. It is a perfect time to use our skills.

I have been hearing from many of you about sewing masks and helping our doctors with needed supplies.

Some of you are continuing to sew philanthropy quilts.

Some are filling the long days sewing a Mystery Quilt.

Our goal is to stay well, do our part by staying home, and of course using our time and talent to sew for others.


This time will pass and we will always remember it.

Thanks for all you are doing for yourselves, your families and our community.

Roberta Walley
President Westside Quilters



shutterstock - 81319225



Slate of Officers for Westside Quilters Board 2020

Following is the proposed Slate of Officers for 2020. We are lucky as a group to have dedicated people who are willing to step up and ensure that our guild runs smoothly. Thank you to all those who agreed to be on the slate this year, and I encourage others to say “YES” in the future.

President: Marianne Simpson

Vice President: Barbara Marom-Pollack

Secretary: Terrie Dorio

Treasurer: Karynn Dittmar

Programs: Pat Karasick, Del Walker, and Cindi Garacochea

Philanthropy: Virginia Marshall, Nancy Kawahara, and Lisa Drew

Newsletter: Debbie Nussbaum

Membership: Luann Jaffe

Website Manager: Sally Wright

At our next general meeting (currently scheduled for May 2) we will formally present this slate to the general membership, accept any additional nominations from the floor, and then take a vote.

Again, thanks to all who have served in the past and to those who will serve going forward.

Respectfully submitted,

Barbara Marom-Pollack
Vice President





WESTSIDE QUILTERS

Westside Quilters presents a workshop with

Sandy Corbin
"My Basket Collection"

Saturday, April 4, 2020

9:30 am – 3:30 pm

The Community Room of the LAPD West Los Angeles
Traffic Division,
4849 W. Venice Blvd.
LA, CA 90019

Workshop fee: \$60 members
\$75 non-members

"My Basket Collection" pattern included as part of the class fee



Postponed

Dear Westside Quilters,

I have talked to Sandy Corbin, teacher of the Baskets class scheduled Saturday, April 4, and we have decided to **postpone** the class. One of the reasons is that we meet in a city owned facility. LAPD has cancelled all meetings, which would include us. No one knows when the moratorium will end. The World Health Organization has declared COVID-19 a pandemic. It is difficult to predict what will happen over the next few days, but we will all be bombarded with information. The best advice still seems to be wash your hands thoroughly and practice social distancing of 6 feet. I hope you will all continue to be well and appreciate your understanding in all the changes that we will have to accommodate in our new "normal".

Sincerely,

Pat Karasick, Program Co-Chair

Sandy Corbin's "My Basket Collection" is a delightful planned basket arrangement quilt, though they look random in design. Sandy has an easy, simple way to curve the handles in any shape. Keep it basic or go crazy creative with this pattern! Sandy says "Quilting has become my life's favorite passion. I love playing with colors, feeling the fabrics, and finding the joy in creating something fun. I get the most pleasure from making scrappy quilts. My favorite color is *black & white* polka dots! I love sharing my passion for quilting."

Bio

I live in Laguna Hills, California with my husband Brad.

Like many quilters I started sewing in Jr. High, and by high school I was making my own clothes. I have always had a love for fabrics. I began making quilts in the 70's and started taking classes in the 80's. By the 90's I was obsessed with all things quilting. "Sandy's Designs" was founded in 2002 when I started creating patterns. I've been teaching classes since 2004 at various quilt stores. In 2016 I became a "Quilt In A Day" Certified Teacher.



Beach Cities Quilters Guild has been an important part of my quilting life. I've been a member for 23 years. In 2010 I was the quilt show chair for, "FantaSea of Quilts", and I co-chaired the 2016 quilt show. I also served as the 20th President of "Beach Cities Quilters guild".



PHILANTHROPY

Hi all!

We know you are all sewing like crazy so we're hoping for a big haul of philanthropy quilts the next time we meet! Virginia has been working on a new EASY quilt block for us to make for our philanthropy day in November. Here's a preview of the block:



I'm sure you can see a lot of possibilities to arrange these blocks into beautiful quilts. If you'd like to get a head start on this project, just email us and we'll send you the pattern. Otherwise, look for it next month!

Stay safe and take care! We miss you all!



Virginia Marshall, Lisa Drew, and Nancy Kawahara
Philanthropy Co-chairs

Facial Masks

Quilts from the Heart, a group of volunteer quilters are busy changing their mission from charitable quilts to making facial masks to address the lack of personal protective gear. There is an overlap of Westside Quilters in this group. As of today, 123 masks have been delivered to local hospitals. The next group is destined for local nursing homes in the area.

Patti Londre, a Westside Quilter has gathered her neighbors to cut pre-washed fabric into "kits". Matching up inner masks with the outer fabric. These are delivered by Nina Flores, another member of both groups and leader of Quilts from the Heart. The approved CDC pattern was downloaded from www.craftpassion.com. It does not go over a respirator, but is a barrier that is better than nothing. Most nurses request at least two, so that one can be washed while the other one is worn.

If you would like to join: email f9a@earthlink.net



Dedicated Philanthropy Co-Chair

*I've been making masks these past few days for the health clinic where my daughter works. My cast is off, but I still have a brace on my wrist. Sewing is a little clumsy, but I keep going, although slowly!
Thanks, and take care,
Nancy Kawahara.*

**SEWING IS MY
SUPERPOWER.**



Spirit of Philanthropy Surgical Masks

As you already know many of us are already making and donating home sewn masks for local medical workers, hospitals, etc., if you are looking for another place

to donate, please see below the email that WQ received yesterday from a local hospice organization. Don't forget you own doctors' offices. I contacted one of ours and he was very happy to take some for his staff who are still working in Santa Monica.

Also, you may be interested in a Facebook group established by Gloria Hansen that is acting as a clearing house for these requests, mask patterns, etc. Just search for Sew to Stop COVID-19.

Keep safe, all of you.... and keep sewing!

Sally Wright, westsidequilters@yahoo.com

Request for Masks,

My name is Tracy Sunshine, I'm the Director of Sales for Assisted Home Health & Hospice. We cover all of Santa Barbara County, Ventura County, LA County and Maricopa County in AZ. You may have heard on the news that due to the coronavirus, there is a HUGE shortage of masks worldwide available for healthcare providers. Our nurses are in desperate need of masks, as they are our first line defenders during this crisis. Assisted Home Health & Hospice would appreciate any masks you/your guild can provide. Because each of our nurses would need 2 masks (so one can be washed), we're looking for a total of 770 to cover our California nurses. If you are able to assist us in any way, we'd be ever so grateful.

We are so thankful for groups like Westside Quilters who've jumped in to help support our local communities. All of our first responders and those

who continue to manage patients during this pandemic thank you in advance for your genuine acts of kindness, love and support.

Please feel free to contact me at any time (805)371-9898. Our address is: 72 Moody Court, Suite 100, Thousand Oaks, CA 91360.

*We will all get through this together,
Tracy Sunshine*

*Director of Sales
Assisted Home Health & Hospice
Cell: 805.377.3747
Office: 805.371.9898
tsunshine@assisted1.com
www.assistedcares.com*

Hands to Help - Hearts to Care



Mask Patterns can be found at:

https://www.instructables.com/id/AB-Mask-for-a-Nurse-by-a-Nurse/?fbclid=IwAR1FvY64NrA_zoo_gmAxlDBojcoz_NL_OmNGi4nGUByCak4BmRPv5h7BvJts

<http://covid-19.gloriahansen.com/sewing.php>

<https://www.youtube.com/watch?v=KIR1tLAz8RM>

<https://www.youtube.com/watch?v=TL9D6ZFtZHM>

<https://buttoncounter.com/2018/01/14/facemask-a-picture-tutorial/>

Or try one of the following:



How to make a Face Mask

What you will need

- Cotton fabric, a pretty print is best.
- Rope Elastic, beading cord elastic will work (you may also use 1/8" flat elastic)
- Cut the elastic 7" long and tie a knot at each end (DO NOT knot the ends of the flat)

You can make two sizes: Adult or Child

1. Put right sides of cotton fabric together of Cut 9x6 (Adult) or 7.5 x 5 (Child)
2. Starting at the center of the bottom edge, sew to the first corner, stop. Sew the elastic with the edge out into the corner. A few stitches forward and back will hold this.
3. Sew to the next corner, stop, and bring the other end of the same elastic to the corner and sew a few stitches forward and back.
4. Now sew across that top of the mask to the next corner. Again, put an elastic with the edge out.
5. Sew to the next corner and sew in the other end of the same elastic.
6. Sew across the bottom leaving about 1.5" to 2" open. Stop, cut the thread. Turn inside out.
7. Pin 3 tucks on each side of the mask. Make sure the tucks are the same direction
8. Sew around the edge of the mask twice.

It is so easy to make this.

Be sure any fabric design is placed horizontally.



How to Make an Adult Mask with Ties

Supplies for 1 mask:

- One (1) 8x14 inch piece of cotton fabric
- Two (2) 1.5 x34 inch strips
- Thread & sewing machine

Prepare the mask:

On 8/14-inch piece, right sides together, sew ¼ inch seam, creating tube.

Turn right sides out, press seam and fabric.

Make 3 pleats, approx. 1 inch each in size, using steam or pins to hold. Mask will be approx. 3-3.5 inches in width.

Sew ¼ inch seam on each side of mask, securing pleats.

Trim seam allowance.

Prepare the ties:

Fold in half and press (3/4 inch). Open tieback up.

Fold each edge in to meet middle (3/8 inch/0.375 inch) and press.

Fold in half again, securing raw edges inside and press. Each tie will be approx. 3/8 inch in width.

Assembly:

Align center of tie with side of mask, open tie so edge of mask fits snugly inside. Pin.

Sew tie to mask, seam will be very short, get as close as able while still catching all fabric. You are just attaching the mask to the tie at this point, not sewing the whole tie yet.

Repeat for other tie and other side of mask.

Sew down edges of tie, securing raw edges inside. Seam is very short. You will stitch over where mask is already attached. This is good because it helps reinforce.

Repeat for other tie and other side of mask.

Clip any stray fabric and enjoy

Leadership.....

Staying Connected

How our world has changed since the last newsletter! In this time of social distancing, it is important to reflect on how we can best stay connected and be of assistance, even during these trying times. As quilters, we are lucky to have our craft to keep us busy; and we are all lucky to have technology to help us stay connected. I am sure that you, like I, have discovered new websites with new ideas and inspirational projects. I, for one, can't wait for show and tell when we are next able to meet as a group.

Speaking of inspirational projects, let's hear it for all those in the quilting/sewing community who have started making face masks to help fill in the shortages being experienced by our medical community. There are several websites with patterns available. As always, our spirit of philanthropy and caring for others is a shining light during this dark time. As my guy Austin Kleon said, "These are dispiriting times, but it's our duty as artists and citizens to keep using our gifts and keep using our voices to make the world a better place."

I will close with words from quilt artist Mickey Lawler: "I fervently hope you are all safe and healthy and find respite from the daily news at your cutting boards, your paint tables, your sewing machines. This is what we do to keep fear at bay and make a positive contribution to the universe."

Barbara Marom-Pollack
Vice President



Kelly Rourke	April 10
Carol Churchill	April 11
Dorothy Akiyama	April 13
Bobbie Blake	April 15
Ronald Tapp	April 22
Cheryl Garrido	April 25

my new social distancing outfit just arrived from amazon.



TREASURER

Karynn Dittmar, Treasurer



OPENING BALANCE AS OF 6/1/19		8439.78
INCOME		
Membership Dues / Donations	3350.00	
Workshop Fees	4955.00	
Bank Adjustment	0.00	
Guest Fees	0.00	
Fabric Sale Fundraiser	625.25	
Amazon	144.55	
TOTAL INCOME		9074.80
EXPENSES		
Workshop Expense	5717.87	
General Meeting Expense	2817.50	
Charitable Contributions	650.00	
Administrative Expenses	417.96	
Mileage reimbursement	262.00	
SCCQG Insurance	290.50	
Website	220.25	
PO Box Rental	154.00	
Philanthropy / Ed. Expense	161.62	
Printing / Promotion / Admin.	32.07	
Square Up Fees	43.56	
Government Fees	0.00	
TOTAL EXPENSE		10767.33
NET INCOME		-1692.53
CLOSING BALANCE as of 3/27/20		6747.25

MEMBERSHIP

Thank goodness for quilting and my many quilting friends. I have at least 4-5 projects going on right now and it's hard to give 100% attention to each of them. My days seem to go too fast, maybe because I'm getting up later and have no place to be at a specific time. Anyway, I hope you are all doing well under these unfortunate circumstances.

It looks like we may be renewing Membership in May by mail or email attachments – no final decisions yet. I should have a little more definite news by the next newsletter. Sometime during the month of April, the new membership form will be available on our Westside website.

So, for now stay safe and well.

Luann Jaffe
Membership.



Easy Money for WQ:

amazon smile

<https://smile.amazon.com/ch/27-3145733>

Support Westside Quilters when you shop on Amazon by clicking on this link. Please make sure you are logged into your smile account. Amazon Smile is a free program and you'll find the same low prices, vast selection and convenient shipping options as Amazon.com and Amazon will make a donation to Westside Quilters

If you have any problems, please contact Karynn Dittmar, Treasurer.

WEBSITE and Social Media:

Photos from the March Hawaiian Applique' Workshop with Suzanne Cole are up on the Photos page of the WQ website at www.westsidequilterslosangeles.org.

And as to our Social Media presence - what better way to keep us together as a community while we must be apart. If you are working on the Debbie Caffrey Mystery Quilt organized by Pam Overton, please either post photos of your progress to the WQ Facebook page (via Visitors' Posts) or send your photos to me at westsidequilters@yahoo.com and I will share them to FB and/or Instagram. In fact, any project you are working on or have finished we'd love to see. Think of it as a virtual Show and Tell!

Sally Wright, Website Manager



**DAY
OF THE
DONUT!
APRIL 23**



shutterstock - 81319225



©SSE1218 - iStockphoto

WORKSHOP REGISTRATION

First, please email your intent to attend a workshop to: Programs@WestsideQuiltersLosAngeles.org at the **WQ website**, choose *Calendar* and scroll down to individual workshops. See the link to the Workshop Registration Form (which you can fill in on-line and then print) and the supply list. **See the workshop no-refund policy (substitutions allowed) shown on the Workshop Registration Form.**

WQ will hold your space at the workshop for 14 days to allow time to mail Registration Form and payment to the WQ post office box. For last-minute registrations, contact the Program Chair ASAP. **Credit cards/debit cards now accepted.** Non-members pay a \$15.00 surcharge. Supply lists for all classes can be found on the Calendar page at www.WestsideQuiltersLosAngeles.org. The class sessions are from 9:30am to 3:30pm.



Calls for Entry, April 2020

As of now in early April many quilt shows and textile exhibits have canceled or postponed due to the virus outbreak. Personally, I have had two accepted exhibit opportunities postponed until further notice and though I am disappointed, I'm at least happy that I had not already shipped the quilts. So, from my experience this advice - if you plan on entering a show or exhibit in the near future make sure that the event is going on as planned before you shell out cash for an entry or send your work.

Meanwhile I'll continue to list the Calls for Entry for Quilt Festival Long Beach and Houston. Some of these have been updated so please check on the dates below. They are current as we know it. And the call for the main judged show is now open! Nothing beats having your work seen in Houston. Enter now!

For some great information from a veteran on how to get your work shown see this blog entry from Sue Bleiweiss <https://suebleiweiss.blog/2018/06/14/getting-your-work-out-there/>

I also recommend this blog post from Lyric Kinard on how to choose venues to display your work - <https://lyrickinard.com/2019/05/showing-your-work-choosing-venues/> In fact, there is a whole series of blog posts on getting your work out there that is well worth your time.

Here are some suggestions for quilt entry photography from International Quilt Festival.
[PHOTOGRAPHING YOUR QUILT FOR SUBMISSION](#)

Continuing our notifications for ways to display your quilts and textile pieces to a wider audience... Entering shows is not difficult, but to begin here are a few guidelines:

- Always make sure you read everything in the call including the calendar, requirements, rules, etc. Especially the rules! Will save headaches and disappointment later on.
- Keep a record on your entries so you won't be caught with a quilt needing to go two places at once. Having to remove a quilt from a show or exhibit because you misread the exhibition dates is a no-no. Ask me how I know...
- Having a great photo of your quilt - straight on, in focus, not on a bed or held up showing hands and feet, super important. There is lots of great info on quilt photography on line. Google!
- Don't be intimidated or depressed by a rejection! There are lots of different reasons why a quilt doesn't fit into a specific show. It is usually not because your quilt is bad!

The calls below are just a sample of the many opportunities out there. For more search "Fiber Art Calls for Entry" or "Quilt Calls for Entry"

Looking ahead to the spring here are some opportunities to show your work at the returning Long Beach Quilt Festival <http://quilts.com/enter-a-quilt.html>. Long Beach deadlines have changed and vary - see below. Here's the link to enter any of these Long Beach exhibits. <http://www.quilts.com/enter-a-quilt.html>

MOVIES AND MUSICALS: HOORAY FOR HOLLYWOOD!

Hollywood's rich artistic history has inspired moviegoers and fed their fantasies ever since the Silent Era. And everyone seems to have their own list of favorite films, actors, actresses, and directors. Quilts submitted for this exhibit should be inspired by those celluloid dreams – and the people who helped make them come to life across the decades. *Entry Deadline April 15, 2020*

ART DECO INSPIRED QUILTS

Inspired by geometric designs, streamlined forms, and sometimes offbeat colors, the Art Deco movement was stylish, influential, and omnipresent from 1925 through the 1940s. Art Deco was reflected in paintings, crafts,

fine arts, and even architecture. Quilts submitted for this exhibit should be inspired by this much-loved style.
Entry Deadline April 23, 2020

ART NOUVEAU – CRAFT AS ART

From the 1880s until World War I, western Europe and the United States witnessed the development and ascent of the Art Nouveau style. Taking inspiration from the unruly aspects of the natural world, Art Nouveau influenced art and architecture, the applied arts, graphic work, and illustration. Some of its best-known practitioners include Toulouse-Lautrec, Tiffany & Company, Alphonse Mucha, and William Morris. Quilts submitted for this exhibit should reflect Art Nouveau themes and style. *Entry Deadline April 22, 2020*

BEST OF THE WEST COAST GUILDS: AWARD-WINNING TRADITIONAL QUILTS

The west coast of the United States is home to scores of guilds and groups where members meet to share friendship, experiences, and create new quilts. This exhibit features some of the best traditional work done by quilters of all styles – appliquéd, pieced, wholecloth – and skill levels. Entrants should have previously won an award in a guild competition/show. Quilts submitted for this exhibit should have been completed in the past five years or less. *WQ does not sponsor a quilt show, but a lot of you belong to a number of guilds that do*
Entry Deadline April 20, 2020

QUILTING AS THERAPY

Art Therapy uses the creative process – and works of art created during a patient’s therapy – to help those in treatment develop self-awareness, explore emotions, address unresolved emotional conflicts, improve social skills, and raise self-esteem. Quilts submitted for this exhibit should stem from the quilter’s own therapeutic journey or practices in their own lives. *Entry Deadline April 27, 2020*

****The Call for Entry for the main judged show at Houston Quilt Festival “Quilts: A World of Beauty” is now open! ****

The rules and online entry form can be found at <https://www.iqa-judgedshow.org/page.php?ID=3>
The *entry deadline is May 23, 2020*

Here are the Special Exhibit Calls for international Quilt Festival Houston 2020. Deadlines are below. You can get a start! <http://www.quilts.com/enter-a-quilt.html>.

FINE CHINA

Entries are quilts that are based on china patterns or traditional quilt patterns that are associated with china or crystal. “Fine” china was once the top item on every bride-to-be’s wish list. Autumn, Blue Fluted Half Lace, Wedgwood Jasperware, Wild Strawberry, and Willow Blue are some of the most popular China Patterns.

- All styles traditional, modern, and art are acceptable for this quilt call.
- Limit three (3) entries per person.
- Each work must measure at least 49 inches (130 cm) on each side.
- The quilt can be NO LARGER than 86 inches (218.44 cm) ON A SIDE.
- The participating works must be available for two years, from June 2020 through November 2022.
- *Entry deadline April 30, 2020*

FINE FEATHERED QUILTS

A selection of Feathered Star and Princess Feather quilts will make a powerful statement as an exhibit at International Quilt Festival, Houston and as a book whose profit will be donated to the Texas Quilt Museum.

We are interested in sharing antique, or modern, newly made, inherited, bought, etc., with any techniques—piecing, appliqué, embroidery, photo transfer, wholecloth and/or manipulated fabric, etc.

- There are two categories: Yesteryear – quilts made prior to 1930 and Today – quilts made in 1930 and after.
- Limit five (5) entries per person or group.
- Each work must measure at least 50 inches (130 cm) on each side.
- The quilt cannot be larger than 86 inches (218.44 cm) ON A SIDE.
- We would like the participating works to be available for three years of travel, from August 2020 through August 2023.

- *Entry deadline May 7, 2020*

HANDS ALL AROUND

Artists from all around the world incorporate influences from their own cultures into the design and technique of their art quilts.

- Limit two (2) entries per person.
- Quilts must be a minimum of 36" (91 cm) wide and maximum of 108" (274 cm) wide.
- No more than 90" (228 cm) in length.
- Made between January 2017 and February 2020.
- The participating works must be available for two years, from June 2020 through September 2020.
- *Entry deadline May 7, 2020*

HARRY POTTER QUILTS

We love Harry Potter! If you do too, why not enjoy one of the free Harry Potter-themed quilt patterns available online or use your magical imagination and submit a quilt following the below rules. These quilts should feature characters, themes, or elements from the world of Harry Potter books and movies. These are to make and enjoy and show, not to sell, out of respect of JK Rowling's creativity and intellectual rights.

All styles traditional, modern, and art are acceptable for this quilt call.

- Limit three (3) entries per person.
- Quilts must have been made between January 2017- March 2020.
- Each work must measure at least 44 inches (130 cm) on each side.
- The quilt can be NO LARGER than 86 inches (218.44 cm) ON A SIDE.
- The participating works must be available for two years, from June 2020 through September 2022.
- *Entry deadline May 11, 2020*

HISTORY AND READING QUILTS

The quilts for this call should reflect history and/or reading instruction.

Quilt artists are encouraged to illustrate their History or Reading (book) quilt, in its simplicity and/or its complexity in answer to this call.

The selected pieces will not only feature the quilt art, but hopefully open a lively discussion on the amazing world of history, or an event in history, and reading (books).

- All styles traditional, modern, and art are acceptable for this quilt call.
- Limit three (3) entries per person.
- Each work must measure at least 50 inches (130 cm) on each side.
- The quilt can be NO LARGER than 86 inches (218.44 cm) ON A SIDE.
- The participating works must be available for two years, from June 2020 through September 2022.
- *Entry deadline May 21, 2020*

IN FULL BLOOM

Just as quilters create beautiful pieces of art with fabric, florists and gardeners cultivate works of beauty from the soil.

- All styles traditional, modern, and art are acceptable for this quilt call.
- Limit two (2) entries per person.
- Quilts must be a minimum of 36" x 36".
- New for 2020. No more than 90" (228 cm) in length.
- Made between January 2017 and February 2020.
- The participating works must be available for two years, from May 2020 through September 2022.
- *Entry Deadline April 16, 2020.*

IN THE AMERICAN TRADITION

This exhibit features recently-made quilts that harken back to the time of traditional blocks, styles, and techniques as their design source.

We are looking for both contemporary interpretations and traditional quilts, either by hand or machine, appliquéd, pieced, or wholecloth.

- Limit two (2) entries per person.
- Each work must measure at least 50 inches (130 cm) on each side.
- Width and length not to exceed 108".
- The participating works must be available for two years, from June 2020 through September 2022.
- *Entry deadline April 9, 2020*

LANDSCAPE QUILTS

From valleys and volcanoes, and mountains to monuments, landscapes often inspire artists, including many in the quilt world.

- All styles traditional, modern, and art are acceptable for this quilt call.
- Limit two (2) entries per person.
- Quilts must be a minimum of 36" x 36".
- New for 2020. No more than 90" (228 cm) in length.
- Made between January 2017 and February 2020.
- The participating works must be available for two years, from May 2020 through September 2022.
- *Entry deadline April 30, 2020*

THE MATH AND SCIENCE OF QUILTS

In high school and college, most of us take math and science courses because they are a basic requirement and we like to think we won't need it or use it. As quilters, we use both constantly in making our quilts without consciously thinking about it. The fibers we work with (the science) frame the entire process. We use math to determine the size and shape of the quilt, and the pieces.

- All styles traditional, modern, and art are acceptable for this quilt call.
- Limit three (3) entries per person.
- Each work must measure at least 50 inches (130 cm) on each side.
- The quilt can be NO LARGER than 86 inches (218.44 cm) ON A SIDE.
- The participating works must be available for two years, from June 2020 through September 2022.

QUILTED COMICS AND SCI-FI 2020

Theme: Entries are quilts on the themes of comic books, science fiction, fantasy, and pop culture. Did you grow up watching "Batman," "Superman," or "Star Trek?" Love the Avengers or Star Wars movies? Dug into the Harry Potter books? Are you playing your children's video games when they are at school? Now's your chance to create a quilt that portrays your love of super heroes, villains, fantasy, comic book, or anime characters to be on display at the International Quilt Festival 2020.

- All types of techniques are acceptable.
- You may enter up to three (3) quilts per person.
- Each work must measure at least 40 inches (130 cm) on each side. The quilt cannot be larger than 86 inches (218.44 cm) ON A SIDE.
- Quilts submitted for this exhibit should have been completed in the past five years or less.

SCHOOLHOUSE QUILTS

The Schoolhouse block has been a favorite of traditional quilters for over a century. The quilt block has been known by several names including Old Kentucky Home and Old Folks Home. There are many versions of the block design available. Whether you decide to use the traditional design or a current interpretation, we want to see it.

- All styles traditional, modern, and art are acceptable for this quilt call.
- Limit three (3) entries per person.
- Each work must measure at least 50 inches (130 cm) on each side.
- The quilt can be NO LARGER than 86 inches (218.44 cm) ON A SIDE.
- The participating works must be available for two years, from June 2020 through September 2022.

TACTILE ARCHITECTURE™

Buildings have a long history of inspiring the creative designs of quilters. In the 19th century, American quilters developed classic architectural patterns such as Log Cabin, Schoolhouse, and Brick Wall.

- All styles traditional, modern, and art are acceptable for this quilt call.
- Limit two (2) entries per person.
- Quilts must be a minimum of 36" x 36".
- New for 2020. No more than 90" (228 cm) in length.
- Made between January 2017 and February 2020.
- The participating works must be available for two years, from May 2020 through September 2022.

And more AQS Shows around the country this summer and fall:

AQS Grand Rapids Entry Deadline April 3, 2020 <http://www.cvent.com/events/2020-aqs-quiltweek-grand-rapids-contest/event-summary-75561f9fa89f49159655f617b709105a.aspx>

AQS Charleston Entry Deadline June 5, 2020. <http://www.cvent.com/events/2020-aqs-quiltweek-charleston-contest/event-summary-128450e055184e3c81a5cda152ecca18.aspx>

Questions? Contact Sally Wright at sally@sallywrightquilts.com





A NEIGHBORLY GUILD CALENDAR

April 2020	
April 1 Santa Monica Quilt Guild www.santamonicaquiltguild.org	<u>Dora Cary</u> Lecture & workshop)
April 4 Westside Quilters www.WestsideQuiltersLosAngeles.org	Sandy Corbin Workshop: "My Basket Collection"
April 8 Simi Valley Quilt Guild www.simivalleyquiltguild.org	<u>Dora Cary</u> Program: "My Path to Quilting Romania to USA"
April 13 LA Modern Quilt Guild www.lamqg.org	<u>Jude Swift</u> Program: A Quilter's Adventure in JapanSt." <u>St. Andrew's Lutheran church</u> Meeting - 2 nd Monday of the month
April 15 Glendale Quilt Guild www.glendalequiltingguild.org	<u>Ann Turley</u> Program: "Confessions of the Quilt Police" Workshop: Making Faces
April 19 African American Quilters of Los Angeles www.easysite.com/aaqla	<u>Meeting</u> – third Sunday of the month
April 21 & 22 South Bay Quilters Guild www.southbayquiltersguild.org	<u>Latifa Safir</u> Program: "How to Design a Quilt in Five Easy Steps" Workshop: Airshow Pillow or Mini Quilt & Workshop: Clam Toss Quilt
April 24 & 25 Orange County Quilters Guild www.orangecountyquiltersguild.com	<u>Lyn Brown</u> Workshop: Balboa Mystery Quilt Retreat
May 2020	
May 1 & 2 Westside Quilters www.WestsideQuiltersLosAngeles.org	Shawnee Miller <u>Lecture:</u> Workshop: Thread Play Sampler
May 6 Santa Monica Quilt Guild www.santamonicaquiltguild.org	<u>Sue Rasmussen</u> Lecture & 1/2-day workshop
May ?? Simi Valley Quilt Guild www.simivalleyquiltguild.org	<u>Meeting</u> - 2 nd Wednesday of the month
May 11 LA Modern Quilt Guild www.lamqg.org	<u>Meeting</u> Weekend sew
May 13 & 16 Glendale Quilt Guild www.glendalequiltguild.org	<u>Lloyd Askew</u> Lecture Workshop
May 17 African American Quilters of Los Angeles www.easysit.com/aaqla	<u>Meeting</u> 3 rd Sunday of every month
May 19 & 20 South Bay Quilters Guild www.southbayquiltersguild.org	<u>Meeting</u> Workshop: ???

Cancelled

Probably Cancelled

OUT AND ABOUT

- ✂ **CANCELLED** April 24 & 25 2020 Camarillo Quilters Association “Ruby Jubilee Quilt Show” details at: www.camarilloquilters.com
- ✂ Safer at Home
- ✂ Meet the Teachers, originally scheduled for April 18, has been moved to September 12. The next meeting of the So. Calif. Council of Quilt Guilds is currently scheduled for July 18 in Downey.

See the Speaker Calendar of the Southern California Council of Quilt Guilds for additional events. Go to www.sccqg.org scroll down to the bottom of the homepage and click on the box “Speakers” and see other SCCQG guilds and speakers into 2020.

A few pictures from the March 7th Workshop



Hawaiian Applique Class and other program notes



Incredible, that it was less than a month ago that a small group of us met in Sewing Arts Center classroom for a workshop on Hawaiian applique. The news of the virus was spreading and everyone was seated a fair distance away. Six feet hadn't been established yet. Artificial leis and Copenhagen pastries (Suzanne's favorites) were bought for everyone to try to make the event festive.

Suzanne had made small kits for all of us. She demonstrated how to trace the pattern and make a double-sided freezer paper pattern. After cutting out the pattern, it can be prepared in a number of different ways, starched and turned under, glued on, traditional needle turned, or machine appliqued on using microfilament thread.

We all went home with partially completed appliques. See the website for more photos.

Unfortunately, it will be a while before we can have another workshop or meeting. The Governor and Mayor have been very firm about not holding groups of more than 10. Why risk it? I know you have been keeping up with the news, so I won't elaborate anymore. I just know that I have postponed the April class of Baskets. If you were signed up for this class, you should have received an individual email. Sandy Corbin is willing to reschedule when it is safe to do so. We meet in a church and a city owned building, so when the restrictions are lifted, they will let us know.

The May meeting is cancelled. It is probable that the June workshop may have to be rescheduled. Every day is a new day. I like the rest of you are trying to keep busy, being creative, cleaning, making facial masks, reading and watching more T.V. and of course washing my hands more often. Stay safe.

Program Co-Chairs
Pat and Linda



WQ Member Articles and News:

Rosie lee Tompkins at the Berkeley Museum of Fine Art

By Pam Fenton

Rosie lee Tompkins was an assumed name for the artist, Effie Mae Martin. I always think of her as a California artist. I don't know when she moved to Richmond, Ca. from Arkansas, where she was born, but I think she was in Richmond during her most productive time from the 1980s till the late 1990s.

Her work is very arresting. The intensity of color enhanced by her frequent use of velvet. Although she used a number of fairly typical patterns, my favorites used no shapes more complicated than triangles and squares but she used color to enlarge basic themes into really complex rhythms,

She did some quilts and other fabric sculptures as comments on history or society. They do not have the tour de force quality of the other work.

A religious soul, she created some of her quilts to the function of "healing devotionals."

She often only did the piecing but gave credit to the women who did the quilting for her - often Irene Bankhead.

Maybe if she were active today, she would be excited by machine quilting and do her own quilting!





Westside Quilters Executive Board Meeting, February 22, 2020

President: Roberta called the meeting to order at 10:00, commenting that Mike McNamara's class on January 31 was terrific, and Mac was great, fun, and helpful. The class was well paced and everyone felt successful. Mac's presentation the next day was entertaining, and filled with great quilts.

The Board then discussed how St. Andrew's worked for our general meetings, and where was a good area to have the quilts of the featured speaker on display to make them visible and also not be in the background of the photos from Show & Tell.

Treasurer: Karynn reported that WQ has \$6976.67 in the account.

Programs: The Hawaiian appliqué class with Suzanne Cole is on March 7 at Sewing Arts Center. As of February 22, there is one space left. "My Basket Collection" taught by Sandy Corbin is on April 4 and is now open for registration. Shawnee Miller will have a workshop "Thread Play Sampler" on May 1 and she will be the featured speaker at the May 2 General meeting.

All of the programs for the rest of 2020 are booked and most of 2021 is in place. General meetings will continue at St. Andrew's Lutheran Church on National Blvd. and workshops will be at the community room of LAPD's West LA Traffic Division on Venice Blvd. There is a good variety of workshops and teachers in the upcoming year.

Philanthropy: Virginia took 11 quilts to Upward Bound. Members are urged to keep bringing finished quilts to the meetings.

Website: Sally updated the website with Show & Tell and Mac's workshop photos.

Vice President: Barbara led a discussion of the upcoming election of new board members. Any member interested in serving on the Executive Board is welcome to let current board members know.

Future Business: The next WQ meeting will be at 1:00 on March 29 at Sally Wright's house.

Meeting adjourned at 11:15.

Respectively submitted

Terrie Dorio
Recording Secretary



Editor's Note:

I think we could all use a big hug and encouraging words that tell us everything will be okay and life will get back to "normal". And, that our loved ones and friends will be safe.

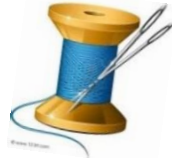
I'm busy at home sewing face masks, a few of my neighbors are physicians and that makes mask distribution easy as leaving them on their door step! With the fabric stash I have, there is a good chance I could cover most of California with masks. I'm using the Nurse designed pattern. The first mask took a while to make, being out of practice with making pleats, darts and ties. Now I've got it down to a science with chain piecing and ironing 10 masks at a time. I'm mixing and matching some of the wonderful fabrics I bought at Sewing Arts Center when Julie Marquez had her bolt sale!!

We started a vegetable garden. Strawberries, lettuce, tomatoes, radishes and peppers should be ready by summer! The real benefit of the garden right now is mental health nourishment that the garden provides. Planting, digging, and watching the little plants is great for lowering stress!

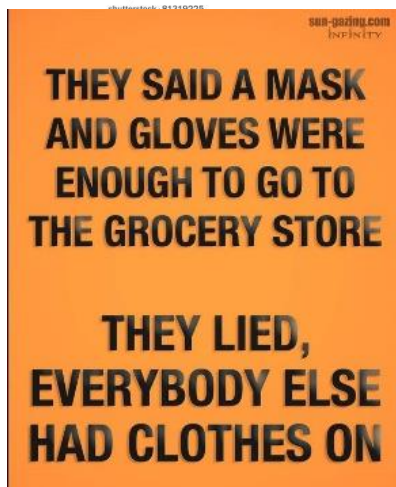
Friends have been circulating funny posting on topics like TP, social distancing, marketing and the like. Here are a few that have brought a chuckle or laugh during these stressful times. Hope this brings you a little sunshine.

Stay Safe and Healthy.....
Happy Stitching,

Debbie Nussbaum
Newsletter Editor



Due to the quarantine...
I'll only be telling inside jokes.



Next Executive Board Meeting

The next meeting of the Executive Board will be held, April 25, 2020

All members of Westside Quilters are welcome to attend with prior notice to Pres@WestsideQuiltersLosAngeles.org.

Our Mission

A new kind of guild organized for educational and charitable purposes; to promote cooperation and the exchange of ideas among quilters; to instruct members in methods and techniques of traditional and contemporary creative quilting; to serve mini-groups and their philanthropic endeavors within the community; to inspire personal achievement.

Officers 2018-2019

President	Roberta Walley
Vice President	Barbara Marom-Pollack
Secretary	Terry Dorio
Treasurer	Karynn Dittmar
Program	Pat Karasick, and Linda Lardy
Membership	Luann Jaffe
Newsletter	Debbie Nussbaum
Philanthropy	Nancy Kawahara, Virginia Marshall, and Lisa Drew
Website Manager	Sally Wright

Appointed Positions

Hospitality	Kim Ryan, Matt Randall
Meeting Set-Up/Take-Down	Marianne Simpson Lisa Drew and Sonja Daniel
Photographer	Sally Wright
President Emeritus	Kim Ryan

Mailing Address **Post Office Box 641925**
 Los Angeles, CA 90064

Website

www.WestsideQuiltersLosAngeles.org

Facebook **We're on Facebook. Check out the banner on the WQ website home page (lower center).**

Amazon **There is a boxed message in the lower center of our website home page giving a direct link to Amazon. By using this link, anything you purchase earns a 4% "dividend" paid directly to WQ. *This only works if you enter the Amazon website from the WQ website link.***

iGive.com **This is another way to benefit WQ when shopping on the Internet. Here you need to register (the iGive.com logo appears in the lower center on the WQ website home page and links you directly to iGive.com). More than 800 Internet retailers participate (Barnes & Noble, Bed Bath & Beyond, Enterprise Rent-A-Car, Lancome -- to name a few). Follow the instructions at iGive.com.**

Non-Profit Status **Westside Quilters is tax-exempt from Federal income tax under section 501(c)(3) of the Internal Revenue Code, and classified as a public charity under section 170 of the Code, according to the determination letter dated May 26, 2011 received from the Internal Revenue Service. The effective date of exemption is June 17, 2010. Donations to Westside Quilters are fully tax-deductible for individuals and other entities such as corporations, partnerships, trusts; Westside Quilters is qualified to accept tax deductible bequests and gifts or transfers of gifts.**

F.E.I.N. **27-3145733**
(Federal Employer Identification Number)

**Remember when this was
all you thought of when
someone said mask?**



Best Quilt of the Season



Wishing you all a
Happy Easter
and Happy Passover

